

# 20' CONTAINER WITH ROLLUP SIDE DOORS


6' ROLLUP DOOR



Rollup Door on end(s)



1 Rollup Door



2 Rollup Door

The Door can be placed at any point along the length of the container\*

## 7' ROLLUP DOOR



## 8' ROLLUP DOOR



**\* To avoid extra cost, the frame of the door should fall on the crest of the corrugation and not in the trough.**

# 40' CONTAINER WITH ROLLUP SIDE DOORS

6' ROLLUP DOOR




8' Rollup Door on end(s)




1 Rollup Door

The Door can be placed at any point along the length of the container\*

# 6' ROLLUP DOOR




2 Rollup Doors  
The Door can be placed at any point along the length of the container



3 Rollup Door

## 6' ROLLUP DOOR



4 Rollup Doors

**\* To avoid extra cost, the frame of the door should fall on the crest of the corrugation and not in the trough.**

# 40' CONTAINER WITH ROLLUP SIDE DOORS

7' ROLLUP DOOR




8' Rollup Door on end(s)



1 Rollup Door

The Door can be placed at any point along the length of the container\*

## 7' ROLLUP DOOR



2 Rollup Doors

The Door can be placed at any point along the length of the container



3 Rollup Door

**\* To avoid extra cost, the frame of the door should fall on the crest of the corrugation and not in the trough.**

# 40' CONTAINER WITH ROLLUP SIDE DOORS

8' ROLLUP DOOR



8' Rollup Door on end(s)



1 Rollup Door

The Door can be placed at any point along the length of the container\*



## 8' ROLLUP DOOR



2 Rollup Doors

The Door can be placed at any point along the length of the container



3 Rollup Door

**\* To avoid extra cost, the frame of the door should fall on the crest of the corrugation and not in the trough.**